


ENGINEERING SPECIFICATIONS FOR 15" AND 18" GAS FIRED INFRA RED BURNER



MODEL	INPUT	RADIANT SURFACE AREA	NET WEIGHT
B15	10,000 to 14,000 BTU/H	28 Sq. In.	2 lbs. - 8oz.
B18	13,000 to 20,000 BTU/H	34 Sq. In.	3 lbs. - 5oz.

Normal Manifold Pressure

- Natural Gas- 5" W.C.
- Propane Gas- 10" W.C.

Minimum Inlet Pressure

- Natural Gas- 6" W.C.
- Propane Gas- 11" W.C.

Inlet Pipe Size

- 1/8" NPT

Mounting Tab Slots

- .438" x .188"

Mounting Angle*

- 0°-90°

Leaders in Infra-Red Since 1955



DETROIT RADIANT PRODUCTS CO.

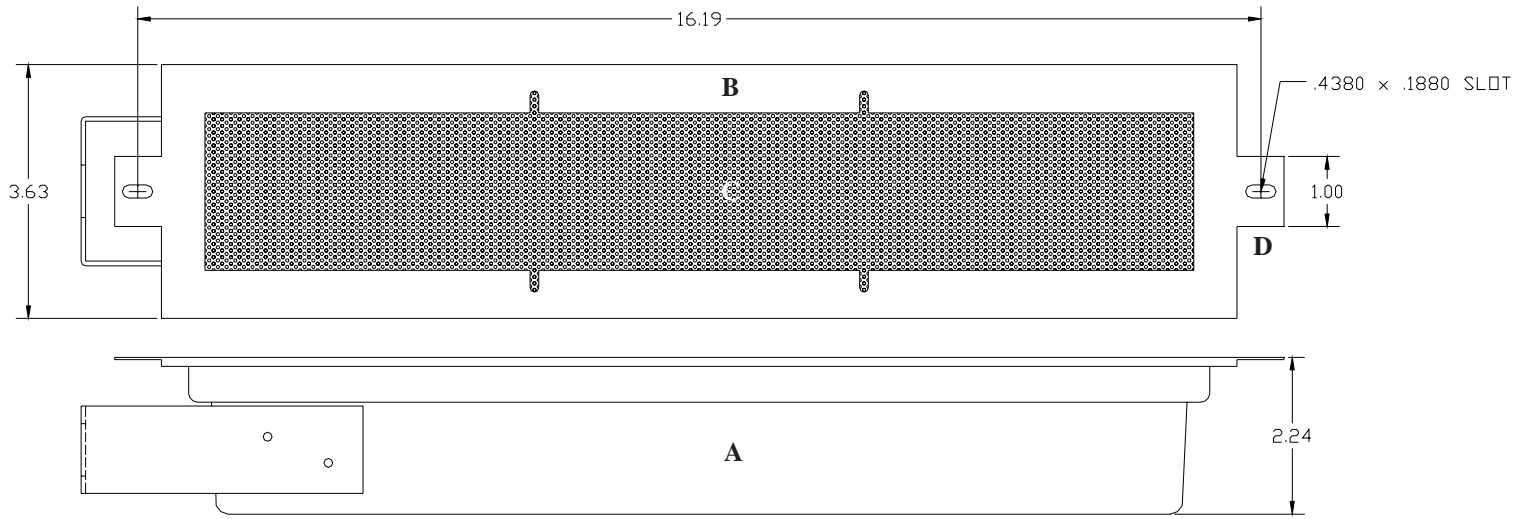
21400 Hoover Road • Warren, Michigan 48089

Phone: 586-756-0950 • Fax: 586-756-2626

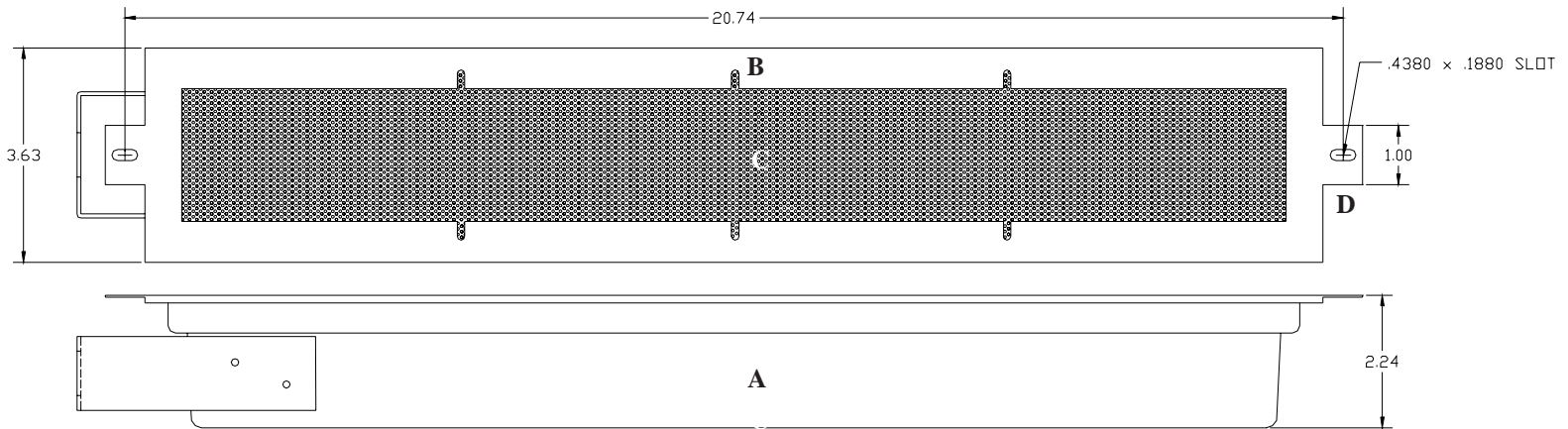
sales@detroitradiant.com

www.reverberray.com

Form No. LSBBQ



B15 Model



B18 Model

DESCRIPTION

- A.** Chamber (Aluminized Steel)
- B.** Hold Down (304 #3 Stainless Finish)
- C.** Ceramics
- D.** Mounting Tabs